

.....

FLAG

.....

↘ Flag 200

↘ Flag 200 Post

↘ Flag 200 Reg

↘ Flag 200 Bollard

↘ Flag 330

↘ Flag 330 Post

↘ Flag 330 Reg

↘ Flag 330 Zero

↘ Flag 430

↘ Flag 430 Post

↘ Flag 430 Reg

FLAG

The range



- **FLAG 330 POST**
- **FLAG 200 POST**
- **+ PALO STILL**

- **FLAG 200**
- **BOLLARD**

- **FLAG 430**
- **+ PALO FLAG**

FLAG 430



FLAG 330



FLAG 200



FLAG 330
ZERO

FLAG 430
REG

FLAG 330
REG

FLAG 200
REG

FLAG 200

Installazione Installation Installation	Parete - Terra - Palo Ø60 - Palo Flag Wall - Ground - Ø60 post - Flag post Mur - Sol - Poteau Ø60 - Poteau Flag
Materiali Materials Materiels	Materiale Corpo: Alluminio Tipo di diffusore: Vetro acidato Trattamento: Bordo mare Material: Aluminium Diffuser type: Etched glass Treatment: Sea treatment Matériel du corps: Aluminium Type de diffuseur: Verre acidé Traitement: Bord de mer
Alimentazione Power supply Alimentation	220-240 V 24V
Versioni Versions Versions	DALI



FLAG 200



**FLAG 200
POST**



**FLAG 200
REG**



**FLAG 200
BOLLARD**



COLOURS



Bianco RAL 9010
White RAL 9010
Blanc RAL 9010



Grigio High Tech RAL 9006
Grey High Tech RAL 9006
Gris High Tech RAL 9006



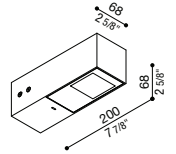
Grigio antracite RAL 7021
Grey anthracite RAL 7021
Gris anthracite RAL 7021



Corten
Corten
Corten

Flag 200

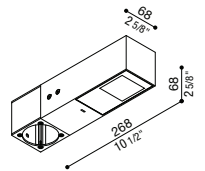
IP66 IK 07 2J xx5 CE UK ER	LED				COL.	CODE *
	W	LM	REAL LM			
	10	1350	Max 855	☐ ☑ 220-240 V		LL14001W□□
						LL14001G□□
						LL14001E□□
						LL14001K□□
	10	1350	Max 855	☐ ☑ 220-240 V DALI		LM14001W□□
						LM14001G□□
						LM14001E□□
						LM14001K□□
	10	1350	Max 855	⬠ ⊗ 24V		LT14001W□□
						LT14001G□□
						LT14001E□□
						LT14001K□□



* Complete the CODE ○ OPTIC S | Spot-30° W | Wide A | Asymm. D | Diff. □ LED COLOUR N | 4000K 3 | 3000K 2 | 2700K 1 | 2200K

Flag 200 Post

IP66 IK 07 2J xx5 CE UK ER	LED				COL.	CODE *
	W	LM	REAL LM			
	10	1350	Max 855	☐ ☑ 220-240 V		LL14031W□□
						LL14031G□□
						LL14031E□□
						LL14031K□□
	10	1350	Max 855	☐ ☑ 220-240 V DALI		LM14031W□□
						LM14031G□□
						LM14031E□□
						LM14031K□□
	10	1350	Max 855	⬠ ⊗ 24V		LT14031W□□
						LT14031G□□
						LT14031E□□
						LT14031K□□

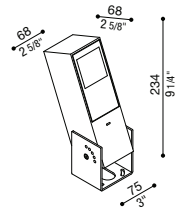


* Complete the CODE ○ OPTIC S | Spot-30° W | Wide A | Asymm. D | Diff. □ LED COLOUR N | 4000K 3 | 3000K 2 | 2700K 1 | 2200K

Fornito con adattatore per installazione su palo standard Ø60mm. | Supplied with adapter for installation on a standard Ø60 mm post. | Fourni avec adaptateur pour installation sur poteau standard Ø60 mm.

Flag 200 Reg

IP66 IK 07 2J xx5 CE UK ER	LED			COL.	CODE *	
	W	LM	REAL LM			
	10	1350	Max 855	☐ ☑ 220-240 V		LL14011W☐☐
						LL14011G☐☐
						LL14011E☐☐
						LL14011K☐☐
	10	1350	Max 855	☐ ☑ 220-240 V DALI		LM14011W☐☐
						LM14011G☐☐
						LM14011E☐☐
						LM14011K☐☐
	10	1350	Max 855	⬠ ⊗ 24V		LT14011W☐☐
						LT14011G☐☐
						LT14011E☐☐
						LT14011K☐☐

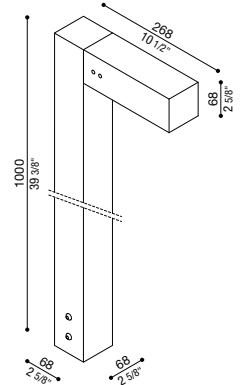


* Complete the CODE ○ OPTIC S | Spot-30° W | Wide A | Asymm. D | Diff. ☐ LED COLOUR N | 4000K 3 | 3000K 2 | 2700K 1 | 2200K

Fornito con staffa a 5 step di regolazione in alluminio verniciato. | Supplied with 5-step adjustment bracket in painted aluminium. | Fourni avec un support de réglage en 5 étapes en aluminium peint.

Flag 200 Bollard

IP66 IK 07 2J xx5 CE UK ER	LED			COL.	CODE *	
	W	LM	REAL LM			
	10	1350	Max 855	☐ ☑ 220-240 V		LL14021W☐☐
						LL14021G☐☐
						LL14021E☐☐
						LL14021K☐☐
	10	1350	Max 855	☐ ☑ 220-240 V DALI		LM14021W☐☐
						LM14021G☐☐
						LM14021E☐☐
						LM14021K☐☐
	10	1350	Max 855	⬠ ⊗ 24V		LT14021W☐☐
						LT14021G☐☐
						LT14021E☐☐
						LT14021K☐☐



* Complete the CODE ○ OPTIC S | Spot-30° W | Wide A | Asymm. D | Diff. ☐ LED COLOUR N | 4000K 3 | 3000K 2 | 2700K 1 | 2200K

Palo H1000 e staffa di fissaggio inclusi. | H1000 pole and fixing base included. | Poteau H1000 et base de fixation inclus.

Palo Flag

Palo in alluminio estruso verniciato H 4000 mm e H 3000 mm (interrato H 500) completo di coperchi amovibili (da asportare nel caso si applichino apparecchi). Predisposto per l'installazione di 1 o 2 Flag.

Flag Post

Painted extruded aluminium pole H 4000 mm and H 3000 mm (underground H 500) complete with removable covers (to be removed to accommodate the light fixtures). Suitable for the installation of 1 or 2 Flag.

Flag Poteau

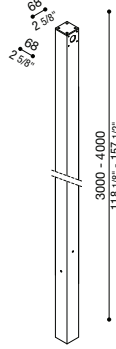
Poteau en aluminium extrudé peint H 4000 mm et H 3000 mm (H 500 mm enterré) avec couvercles amovibles (à retirer pour appliquer les appareils). Convient pour l'installation de 1 ou 2 Flag.

H 3000 mm

Col.	Code
	LB140001W
	LB140001G
	LB140001E
	LB140001K

H 4000 mm

Col.	Code
	LB140002W
	LB140002G
	LB140002E
	LB140002K



Staffa Palo Flag

Staffa per il fissaggio del Palo Flag fuori terra.

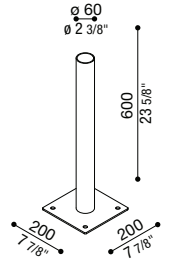
Flag Post fixing base

Base for fixing the Flag Post above ground.

Base de fixation de poteau Flag

Base pour fixer le poteau Flag au-dessus du sol.

Col.	Code
-	LB1400040



Still

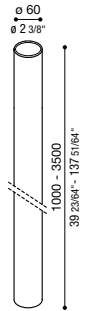
Palo diametro 60 mm in Bayblend senza basamento. Possibilità di installazione con o senza basamento. Anima interna palo in acciaio zincato per altezze da 2000 mm. I pali di altezza uguale e superiore a 2000 mm devono essere interrati di almeno 500 mm.

Still

60 mm Bayblend pole without base. Possibility of installation with or without base. Galvanized steel inner pole from H 2000 mm. 2000 mm and higher poles must be underground by at least 500 mm.

Still

Poteau de 60 mm en Bayblend sans socle. Possibilité d'installation avec ou sans socle. Noyau interne en acier galvanisé pour poteau à partir de h. 2000 mm. Les poteaux d'une hauteur de 2000 mm et plus doivent être enterrés à au moins 500 mm de profondeur.



H 160 mm

Col.	Code
	LB11033
	LB1103G
	LB1103E
	LB1103K
	LB11031

H 1000 mm

Col.	Code
	LB1100012
	LB110001G
	LB110001E
	LB110001K
	LB110001W

H 2000 mm

Col.	Code
	LB1100032
	LB110003G
	LB110003E
	LB110003K
	LB1100031

H 3000 mm

Col.	Code
	LB1100052
	LB110005G
	LB110005E
	LB110005K
	LB1100051

H 500 mm

Col.	Code
	LB11112
	LB1111G
	LB1111E
	LB1111K
	LB11111

H 1500 mm

Col.	Code
	LB1100022
	LB110002G
	LB110002E
	LB110002K
	LB1100021

H 2500 mm

Col.	Code
	LB1100042
	LB110004G
	LB110004E
	LB110004K
	LB1100041

H 3500 mm

Col.	Code
	LB1100062
	LB110006G
	LB110006E
	LB110006K
	LB1100061

Adattatore palo Still Ø 60 Flag

Adattatore per installazione Flag su palo standard Ø60 mm in alluminio verniciato.

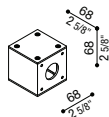
Flag adapter for Still Post Ø 60

Flag adapter for installation on a standard Ø60 mm post.

Adaptateur poteau Still Ø60 Flag

Adaptateur pour installation Flag sur poteau standard Ø60 mm.

Col.	Code
	LB140000W
	LB140000G
	LB140000E
	LB140000K

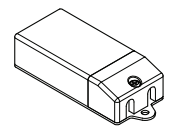


Alimentatore 24V in tensione costante Flag 200

24V constant voltage driver Flag 200

Alimentation à tension constante de 24V Flag 200


N° max	IP	Code
1/2	20	LB1070029
1/4	20	LB1070030
1/3	67	LB1070031
1/5	67	LB1070032
1 DALI	67	LB1070065







FLAG 200



FLAG 200 BOLLARD

FLAG 330

Installazione Installation Installation	Parete - Palo Flag - Palo Ø60 - Terra Wall - Flag Post - Post Ø60 - Ground Mur - Flag Poteau - Poteau Ø60 - Sol
Materiali Materials Materiels	Materiale Corpo: Alluminio Tipo di diffusore: Vetro serigrafato Trattamento: Bordo mare Material: Aluminium Diffuser type: Serigraphed glass Treatment: Sea treatment Matériel du corps: Aluminium Type de diffuseur: Verre sérigraphié Traitement: Bord de mer
Alimentazione Power supply Alimentation	220-240 V 24V
Versioni Versions Versions	DALI



FLAG 330



**FLAG 330
POST**



**FLAG 330
REG**



**FLAG 330
ZERO**



COLOURS



Bianco RAL 9010
White RAL 9010
Blanc RAL 9010



Grigio High Tech RAL 9006
Grey High Tech RAL 9006
Gris High Tech RAL 9006



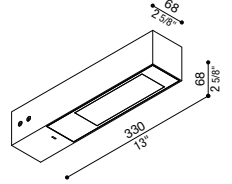
Grigio antracite RAL 7021
Grey anthracite RAL 7021
Gris anthracite RAL 7021



Corten
Corten
Corten

Flag 330

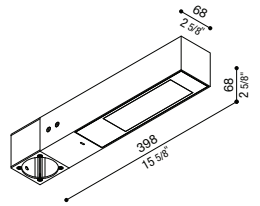
IP66 IK 07 2J xx5 CE UK ER	LED		REAL LM	COL.	CODE *
	W	LM			
	19	2850	Max 1980	<input type="checkbox"/> <input checked="" type="checkbox"/> 220-240 V	<input type="checkbox"/> LL14000W
					<input type="checkbox"/> LL14000G
					<input type="checkbox"/> LL14000E
					<input type="checkbox"/> LL14000K
	19	2850	Max 1980	<input type="checkbox"/> <input checked="" type="checkbox"/> 220-240 V DALI	<input type="checkbox"/> LM14000W
					<input type="checkbox"/> LM14000G
					<input type="checkbox"/> LM14000E
					<input type="checkbox"/> LM14000K
	19	2850	Max 1980	<input checked="" type="checkbox"/> <input type="checkbox"/> 24V	<input type="checkbox"/> LT14000W
					<input type="checkbox"/> LT14000G
					<input type="checkbox"/> LT14000E
					<input type="checkbox"/> LT14000K



* Complete the CODE OPTIC S | Spot-30° W | Wide A | Asymm. D | Diff. LED COLOUR N | 4000K 3 | 3000K 2 | 2700K 1 | 2200K

Flag 330 Post

IP66 IK 07 2J xx5 CE UK ER	LED		REAL LM	COL.	CODE *
	W	LM			
	19	2850	Max 1980	<input type="checkbox"/> <input checked="" type="checkbox"/> 220-240 V	<input type="checkbox"/> LL14030W
					<input type="checkbox"/> LL14030G
					<input type="checkbox"/> LL14030E
					<input type="checkbox"/> LL14030K
	19	2850	Max 1980	<input type="checkbox"/> <input checked="" type="checkbox"/> 220-240 V DALI	<input type="checkbox"/> LM14030W
					<input type="checkbox"/> LM14030G
					<input type="checkbox"/> LM14030E
					<input type="checkbox"/> LM14030K
	19	2850	Max 1980	<input checked="" type="checkbox"/> <input type="checkbox"/> 24V	<input type="checkbox"/> LT14030W
					<input type="checkbox"/> LT14030G
					<input type="checkbox"/> LT14030E
					<input type="checkbox"/> LT14030K

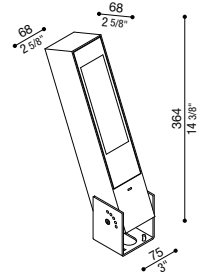


* Complete the CODE OPTIC S | Spot-30° W | Wide A | Asymm. D | Diff. LED COLOUR N | 4000K 3 | 3000K 2 | 2700K 1 | 2200K

Fornito con adattatore per installazione su palo standard Ø60mm. | Supplied with adapter for installation on a standard Ø60 mm post. | Fourni avec adaptateur pour installation sur poteau standard Ø60 mm.

Flag 330 Reg

IP66 IK 07 2J xx5 CE UK ER	LED			COL.	CODE *	
	W	LM	REAL LM			
	19	2850	Max 1980	☐ ☑ 220-240 V		LL14010W☐☐
						LL14010G☐☐
						LL14010E☐☐
						LL14010K☐☐
	19	2850	Max 1980	☐ ☑ 220-240 V DALI		LM14010W☐☐
						LM14010G☐☐
						LM14010E☐☐
						LM14010K☐☐
	19	2850	Max 1980	☐ ☒ 24V		LT14010W☐☐
						LT14010G☐☐
						LT14010E☐☐
						LT14010K☐☐

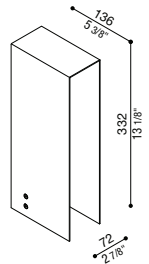


* Complete the CODE ○ OPTIC S | Spot-30° W | Wide A | Asymm. D | Diff. ☐ LED COLOUR N | 4000K 3 | 3000K 2 | 2700K 1 | 2200K

Fornito con staffa a 5 step di regolazione in alluminio verniciato. | Supplied with 5-step adjustment bracket in painted aluminium. | Fourni avec un support de réglage en 5 étapes en aluminium peint.

Flag 330 Zero

IP66 IK 07 2J xx5 CE UK ER	LED			COL.	CODE *	
	W	LM	REAL LM			
	6,7	1000	180	☐ ☑ 220-240 V		LL14020W☐
						LL14020G☐
						LL14020E☐
						LL14020K☐



* Complete the CODE ☐ LED COLOUR N | 4000K 3 | 3000K 2 | 2700K 1 | 2200K

Fornito con sistema antiabbagliamento in alluminio verniciato. | Supplied with painted aluminium anti-glare system. | Fourni avec un système anti-éblouissement en aluminium peint.

Accessori | Accessories | Accessoires

Palo Flag

Palo in alluminio estruso verniciato H 4000 mm e H 3000 mm (interrato H 500) completo di coperchi amovibili (da asportare nel caso si applichino apparecchi). Predisposto per l'installazione di 1 o 2 Flag.

Flag Post

Painted extruded aluminium pole H 4000 mm and H 3000 mm (underground H 500) complete with removable covers (to be removed to accommodate the light fixtures). Suitable for the installation of 1 or 2 Flag.

Flag Poteau

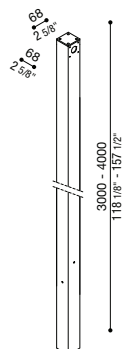
Poteau en aluminium extrudé peint H 4000 mm et H 3000 mm (H 500 mm enterré) avec couvercles amovibles (à retirer pour appliquer les appareils). Convient pour l'installation de 1 ou 2 Flag.

H 3000 mm

CoL.	Code
	LB140001W
	LB140001G
	LB140001E
	LB140001K

H 4000 mm

CoL.	Code
	LB140002W
	LB140002G
	LB140002E
	LB140002K



Staffa Palo Flag

Staffa per il fissaggio del Palo Flag fuori terra.

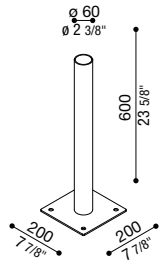
Flag Post fixing base

Base for fixing the Flag Post above ground.

Base de fixation de poteau Flag

Base pour fixer le poteau Flag au-dessus du sol.

Col.	Code
-	LB1400040



Still

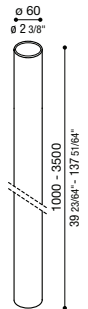
Palo diametro 60 mm in Bayblend senza basamento. Possibilità di installazione con o senza basamento. Anima interna palo in acciaio zincato per altezze da 2000 mm. I pali di altezza uguale e superiore a 2000 mm devono essere interrati di almeno 500 mm.

Still

60 mm Bayblend pole without base. Possibility of installation with or without base. Galvanized steel inner pole from H 2000 mm. 2000 mm and higher poles must be underground by at least 500 mm.

Still

Poteau de 60 mm en Bayblend sans socle. Possibilité d'installation avec ou sans socle. Noyau interne en acier galvanisé pour poteau à partir de h. 2000 mm. Les poteaux d'une hauteur de 2000 mm et plus doivent être enterrés à au moins 500 mm de profondeur.



H 160 mm

Col.	Code
	LB11033
	LB1103G
	LB1103E
	LB1103K
	LB11031

H 1000 mm

Col.	Code
	LB1100012
	LB110001G
	LB110001E
	LB110001K
	LB110001W

H 2000 mm

Col.	Code
	LB1100032
	LB110003G
	LB110003E
	LB110003K
	LB1100031

H 3000 mm

Col.	Code
	LB1100052
	LB110005G
	LB110005E
	LB110005K
	LB1100051

H 500 mm

Col.	Code
	LB11112
	LB1111G
	LB1111E
	LB1111K
	LB11111

H 1500 mm

Col.	Code
	LB1100022
	LB110002G
	LB110002E
	LB110002K
	LB1100021

H 2500 mm

Col.	Code
	LB1100042
	LB110004G
	LB110004E
	LB110004K
	LB1100041

H 3500 mm

Col.	Code
	LB1100062
	LB110006G
	LB110006E
	LB110006K
	LB1100061

Adattatore palo Still Ø 60 Flag

Adattatore per installazione Flag su palo standard Ø60 mm in alluminio verniciato.

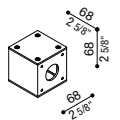
Flag adapter for Still Post Ø 60

Flag adapter for installation on a standard Ø60 mm post.

Adaptateur poteau Still Ø60 Flag

Adaptateur pour installation Flag sur poteau standard Ø60 mm.

Col.	Code
	LB140000W
	LB140000G
	LB140000E
	LB140000K

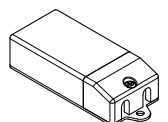


Alimentatore 24V in tensione costante Flag 330

24V constant voltage driver Flag 330

Alimentation à tension constante de 24V Flag 330

N° max	IP	Code
1	20	LB1070029
1/2	20	LB1070030
1	67	LB1070031
1/3	67	LB1070032
1 DALI	67	LB1070065



FLAG 430

Installazione Installation Installation	Parete - Palo Flag - Terra Wall - Flag post - Ground Mur - Poteau Flag - Sol
Materiali Materials Materiels	Materiale Corpo: Alluminio Tipo di diffusore: Vetro serigrafato Trattamento: Bordo mare Material: Aluminium Diffuser type: Serigraphed glass Treatment: Sea treatment Matériel du corps: Aluminium Type de diffuseur: Verre sérigraphié Traitement: Bord de mer
Alimentazione Power supply Alimentation	220-240 V
Versioni Versions Versions	DALI



FLAG 430



**FLAG 430
POST**



**FLAG 430
REG**



COLOURS



Bianco RAL 9010
White RAL 9010
Blanc RAL 9010



Grigio High Tech RAL 9006
Grey High Tech RAL 9006
Gris High Tech RAL 9006



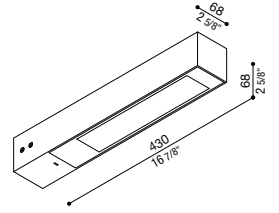
Grigio antracite RAL 7021
Grey anthracite RAL 7021
Gris anthracite RAL 7021



Corten
Corten
Corten

Flag 430

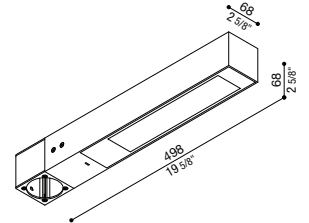
IP66 IK 08 5J xx7 CE UK ER	LED		REAL LM	COL.	CODE *
	W	LM			
	35	4575			
35	4575	Max 3420	☐ ☑ 220-240 V		LL14002W□
					LL14002G□
					LL14002E□
					LL14002K□
35	4575	Max 3420	☐ ☑ 220-240 V DALI		LM14002W□
					LM14002G□
					LM14002E□
					LM14002K□



* Complete the CODE ○ OPTIC S | Spot-32° W | Wide-95° A | Asymm.-140°X45° ☐ LED COLOUR N | 4000K 3 | 3000K 2 | 2700K 1 | 2200K

Flag 430 Post

IP66 IK 08 5J xx7 CE UK ER	LED		REAL LM	COL.	CODE *
	W	LM			
	35	4575			
35	4575	Max 3420	☐ ☑ 220-240 V		LL14032W□
					LL14032G□
					LL14032E□
					LL14032K□
35	4575	Max 3420	☐ ☑ 220-240 V DALI		LM14032W□
					LM14032G□
					LM14032E□
					LM14032K□

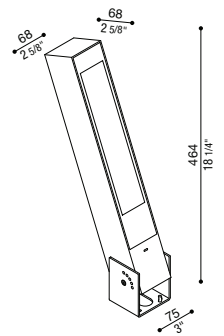


* Complete the CODE ○ OPTIC S | Spot-32° W | Wide-95° A | Asymm.-140°X45° ☐ LED COLOUR N | 4000K 3 | 3000K 2 | 2700K 1 | 2200K

Consigliata l'installazione su pali conici Ø60. Non idoneo per pali Still. | Recommended for installation on Ø 60 conical poles. Not suitable for Still poles. | Recommandé pour l'installation sur des poteaux coniques de Ø60. Ne convient pas aux Still poteaux.

Flag 430 Reg

IP66 IK 08 5J xx7 CE UK ER	LED		REAL LM	COL.	CODE *
	W	LM			
	35	4575			
35	4575	Max 3420	☐ ☑ 220-240 V		LL14012W□
					LL14012G□
					LL14012E□
					LL14012K□
35	4575	Max 3420	☐ ☑ 220-240 V DALI		LM14012W□
					LM14012G□
					LM14012E□
					LM14012K□



* Complete the CODE ○ OPTIC S | Spot-32° W | Wide-95° A | Asymm.-140°X45° ☐ LED COLOUR N | 4000K 3 | 3000K 2 | 2700K 1 | 2200K

Fornito con staffa a 5 step di regolazione in alluminio verniciato. | Supplied with 5-step adjustment bracket in painted aluminium. | Fourni avec un support de réglage en 5 étapes en aluminium peint.

Palo Flag

Palo in alluminio estruso verniciato H 4000 mm e H 3000 mm (interrato H 500) completo di coperchi amovibili (da asportare nel caso si applichino apparecchi). Predisposto per l'installazione di 1 o 2 Flag.

Flag Post

Painted extruded aluminium pole H 4000 mm and H 3000 mm (underground H 500) complete with removable covers (to be removed to accommodate the light fixtures). Suitable for the installation of 1 or 2 Flag.

Flag Poteau

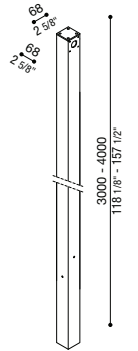
Poteau en aluminium extrudé peint H 4000 mm et H 3000 mm (H 500 mm enterré) avec couvercles amovibles (à retirer pour appliquer les appareils). Convient pour l'installation de 1 ou 2 Flag.

H 3000 mm

CoL.	Code
	LB140001W
	LB140001G
	LB140001E
	LB140001K

H 4000 mm

CoL.	Code
	LB140002W
	LB140002G
	LB140002E
	LB140002K



Staffa Palo Flag

Staffa per il fissaggio del Palo Flag fuori terra.

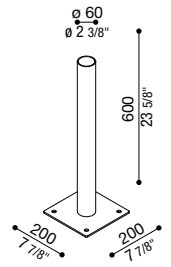
Flag Post fixing base

Base for fixing the Flag Post above ground.

Base de fixation de poteau Flag

Base pour fixer le poteau Flag au-dessus du sol.

CoL.	Code
-	LB1400040



Adattatore palo Ø 60 Flag

Adattatore per installazione Flag su palo standard Ø60 mm in alluminio verniciato.

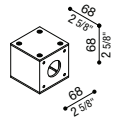
Flag adapter for Post Ø 60

Flag adapter for installation on a standard Ø60 mm post.

Adaptateur poteau Ø60 Flag

Adaptateur pour installation Flag sur poteau standard Ø60 mm.

CoL.	Code
	LB140000W
	LB140000G
	LB140000E
	LB140000K





FEATURES

Predisposto per installazione su palo da Ø60 mm standard.

Suitable for installation on standard post Ø60 mm.

Prédisposé pour l'installation sur Poteau standard Ø60 mm.



Montaggio con supporto standard.

Mounting with standard support.

Montage avec support standard.



Disponibile adattatore per installazione su palo Ø60 standard.

Adapter for installation on standard Ø60 pole available.

Adaptateur disponible pour installation sur poteau standard Ø60.



Montaggio con supporto regolabile.

Mounting with adjustable bracket.

Montage avec support réglable.






FEATURES



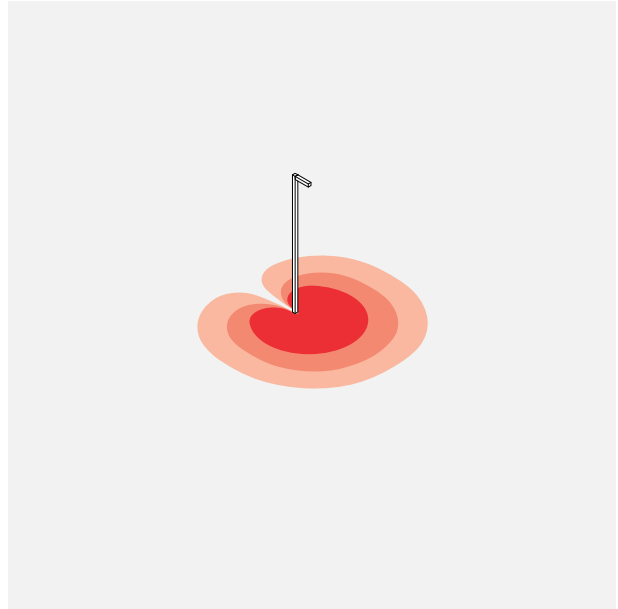
Fasci luminosi su palo Flag da 3 metri.

Light beams on 3-metre Flag pole.

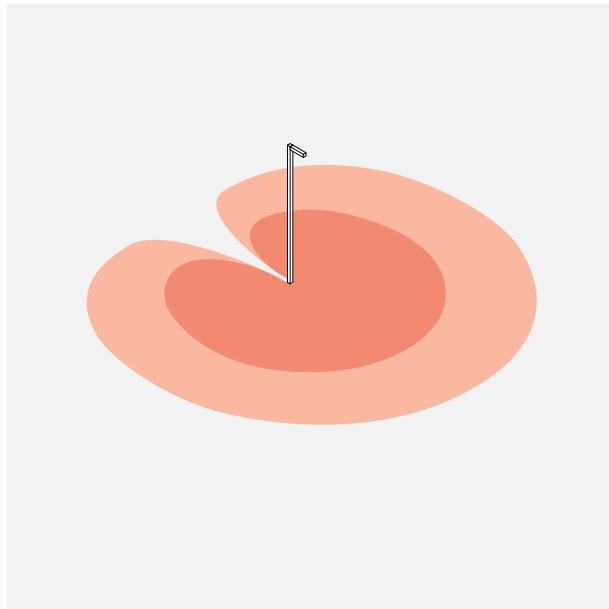
Faisceaux lumineux sur un poteau Flag de 3 mètres.



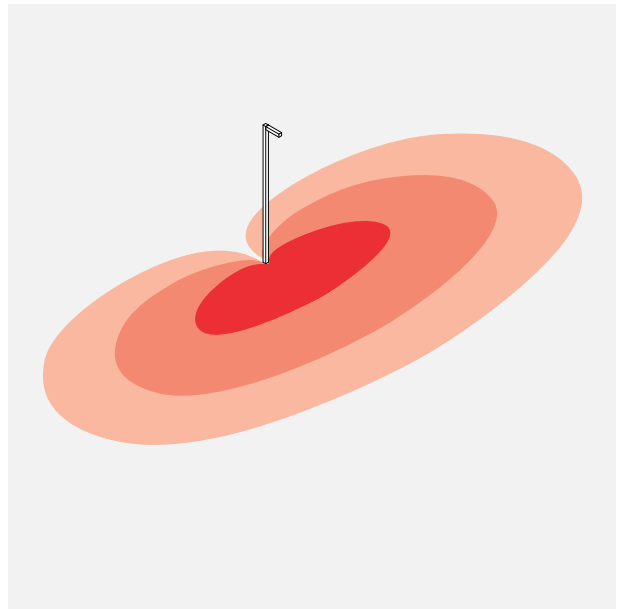
↘ **W** Wide



↘ **S** Spot-25°




↘ **D** Diff.



↘ **A** Asymm.



FLAG 330 POST



FLAG 430

FLAG 330



FLAG 330



FLAG 330 REG



FLAG 330 ZERO

FLAG 330

