

TREND 60

Installazione
Installation
Installation

Parete
Wall
Mur

Materiali
Materials
Materiels

Materiale Corpo: Alluminio | Tipo di diffusore: Vetro serigrafato | Trattamento: Bordo mare
Material: Aluminium | Diffuser type: Serigraphed glass | Treatment: Sea treatment
Matériel du corps: Aluminium | Type de diffuseur: Verre sérigraphié | Traitement: Bord de mer

Alimentazione
Power supply
Alimentation

220-240 V



TREND 60



**TREND 60
BLADE**



TREND USD 60



**TREND USD 60
BLADE**



**TREND USD 60
DOPPIO BLADE**



COLOURS



Bianco RAL 9010
White RAL 9010
Blanc RAL 9010



Grigio High Tech RAL 9006
Grey High Tech RAL 9006
Gris High Tech RAL 9006



Grigio antracite RAL 7021
Grey anthracite RAL 7021
Gris anthracite RAL 7021



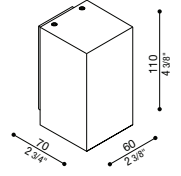
Corten
Corten
Corten



Nero RAL 9005
Black RAL 9005
Noir RAL 9005

Trend 60

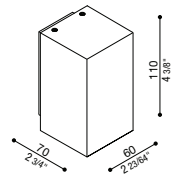
IP66 IK 07 2J xx5 CE UK CR	LED			COL.	DIFF.	TRASP.	
	W	LM	REAL LM		CODE *	CODE *	
	3	500	250-260	⊕ ⊙ 220-240 V		LL129000 <input type="checkbox"/>	LL129004 <input type="checkbox"/>
						LL129001 <input type="checkbox"/>	LL129005 <input type="checkbox"/>
						LL129002 <input type="checkbox"/>	LL129006 <input type="checkbox"/>
						LL129003 <input type="checkbox"/>	LL129007 <input type="checkbox"/>
						LL129026 <input type="checkbox"/>	LL129024 <input type="checkbox"/>
	6	1000	440-500	⊕ ⊙ 220-240 V		LL129012 <input type="checkbox"/>	LL129016 <input type="checkbox"/>
						LL129013 <input type="checkbox"/>	LL129017 <input type="checkbox"/>
						LL129014 <input type="checkbox"/>	LL129018 <input type="checkbox"/>
						LL129015 <input type="checkbox"/>	LL129019 <input type="checkbox"/>
						LL129027 <input type="checkbox"/>	LL129028 <input type="checkbox"/>



* Complete the CODE LED COLOUR N | 4000K 3 | 3000K 2 | 2700K

Trend 60 Blade

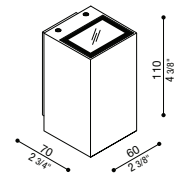
IP66 IK 07 2J xx5 CE UK CR	LED			COL.	CODE *	
	W	LM	REAL LM		CODE *	
	3	500	20	⊕ ⊙ 220-240 V		LL129008 <input type="checkbox"/>
						LL129009 <input type="checkbox"/>
						LL129010 <input type="checkbox"/>
						LL129011 <input type="checkbox"/>
						LL129025 <input type="checkbox"/>



* Complete the CODE LED COLOUR N | 4000K 3 | 3000K 2 | 2700K

Trend U&D 60

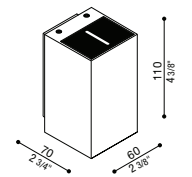
IP66 IK 07 2J xx5 CE UK CR	LED			COL.	DIFF.	TRASP.	
	W	LM	REAL LM		CODE *	CODE *	
	6	1000	500-520	⊕ ⊙ 220-240 V		LL129100 <input type="checkbox"/>	LL129104 <input type="checkbox"/>
						LL129101 <input type="checkbox"/>	LL129105 <input type="checkbox"/>
						LL129102 <input type="checkbox"/>	LL129106 <input type="checkbox"/>
						LL129103 <input type="checkbox"/>	LL129107 <input type="checkbox"/>
						LL129128 <input type="checkbox"/>	LL129126 <input type="checkbox"/>



* Complete the CODE LED COLOUR N | 4000K 3 | 3000K 2 | 2700K

Trend U&D 60 Blade

IP66 IK 07 2J xx5 CE UK CR	LED			COL.	DIFF.	TRASP.	
	W	LM	REAL LM		CODE *	CODE *	
	6	1000	270-280	⊕ ⊙ 220-240 V		LL129108 <input type="checkbox"/>	LL129112 <input type="checkbox"/>
						LL129109 <input type="checkbox"/>	LL129113 <input type="checkbox"/>
						LL129110 <input type="checkbox"/>	LL129114 <input type="checkbox"/>
						LL129111 <input type="checkbox"/>	LL129115 <input type="checkbox"/>
						LL129129 <input type="checkbox"/>	LL129125 <input type="checkbox"/>



* Complete the CODE LED COLOUR N | 4000K 3 | 3000K 2 | 2700K

Trend U&D 60 Doppio Blade

IP66 IK 07 2J xx5 	LED			COL. CODE *	
	W	LM	REAL LM		
	6	1000	40		LL129116 □ LL129117 □ LL129118 □ LL129119 □ LL129122 □
			220-240 V		

* Complete the CODE □ LED COLOUR N | 4000K 3 | 3000K 2 | 2700K

Accessori | Accessories | Accessoires

Still

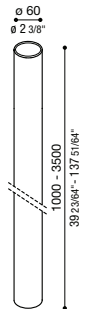
Palo diametro 60 mm in Bayblend senza basamento. Possibilità di installazione con o senza basamento. Anima interna palo in acciaio zincato per altezze da 2000 mm. I pali di altezza uguale e superiore a 2000 mm devono essere interrati di almeno 500 mm.

Still

60 mm Bayblend pole without base. Possibility of installation with or without base. Galvanized steel inner pole from H 2000 mm. 2000 mm and higher poles must be underground by at least 500 mm.

Still

Poteau de 60 mm en Bayblend sans socle. Possibilité d'installation avec ou sans socle. Noyau interne en acier galvanisé pour poteau à partir de h. 2000 mm. Les poteaux d'une hauteur de 2000 mm et plus doivent être enterrés à au moins 500 mm de profondeur.



H 160 mm

CoL.	Code
	LB11033
	LB1103G
	LB1103E
	LB1103K
	LB11031

H 500 mm

CoL.	Code
	LB11112
	LB1111G
	LB1111E
	LB1111K
	LB11111

H 1000 mm

CoL.	Code
	LB1100012
	LB110001G
	LB110001E
	LB110001K
	LB110001W

H 1500 mm

CoL.	Code
	LB1100022
	LB110002G
	LB110002E
	LB110002K
	LB1100021

H 2000 mm

CoL.	Code
	LB1100032
	LB110003G
	LB110003E
	LB110003K
	LB1100031

H 2500 mm

CoL.	Code
	LB1100042
	LB110004G
	LB110004E
	LB110004K
	LB1100041

H 3000 mm

CoL.	Code
	LB1100052
	LB110005G
	LB110005E
	LB110005K
	LB1100051

H 3500 mm

CoL.	Code
	LB1100062
	LB110006G
	LB110006E
	LB110006K
	LB1100061

Basamento Palo Still Ø170 mm

Basamento in nylon-fibra di vetro per palo diametro 60 mm. Adatto solo per pali STILL fino a 1500mm.

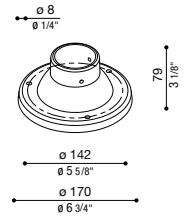
Base Ø170 mm for Still post

Fibreglass-nylon base for post diameter 60 mm. Only suitable for STILL posts up to 1500mm.

Socle Ø170 mm pour poteau Still

Socles en fibre de verre - nylon pour poteau diam.60 mm. Convient uniquement pour les poteaux STILL jusqu'à 1500mm.

CoL.	Code
	LB11812
	LB1181G
	LB1181E
	LB1181K
	LB11811



Piastra base a scomparsa – palo Still

Soluzione alternativa al tradizionale interrimento o al basamento palo still mediante staffa di fissaggio a scomparsa. Consiste nell'inserire il palo still sulla staffa preforata da 3mm, realizzata in ferro zincato a caldo per immersione. Accessorio non idoneo per pali still superiori a h. 1500.

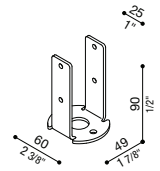
Retractable plate base

Alternative solution to the usual burial or to the post base using a retractable fixing bracket. The post is inserted in the 3mm pre-drilled bracket made of hot-dip zinc-coated metal. Accessory not suitable for posts higher than 1500mm.

Plaque de base rétractable

Solution alternative à l'enfouissement traditionnel ou mise en place moyennant un étrier de fixation rétractable du pieu post. Insérer le poteau Still sur l'étrier pré-percé de 3 mm, réalisé en fer galvanisé à chaud par immersion. Accessoire ne convenant pas à des poteaux Still de plus de 1500mm de haut.

CoL.	Code
-	LB1130006



Dima e kit di fissaggio Palo Still

Dima, tirafondi e minuteria per ancoraggio del basamento al terreno.

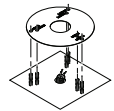
Template and fixing kit Still Post diam. 60 mm.

Template, fixing bolts and small metal parts to secure the base to the ground.

Gabarit, tire-fond et visserie pour poteau Still

Gabarit, tire-fond et visserie pour l'ancrage du socle au sol.

CoL.	Code
-	LB11254



Adattatore palo Still Ø 60 Trend 60

Base in policarbonato, ottenuta da stampaggio ad iniezione proprio. Da utilizzare in sostituzione della base standard Trend 60.

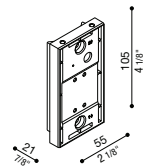
Adaptor for Still Post Ø 60 Trend 60

Base for pole installation, injection moulded in-house, to be used in alternative to the standard base of article Trend 60.

Adaptateur poteau Still Ø60 Trend 60

Base en polycarbonate, s'obtient du moulage à injection propre, à utiliser en alternative à la base standard de l'article Trend 60.

CoL.	Code
	LB1290006



Cover Trend 60

Cover decorativa in PMMA personalizzabile. Specificare in fase d'ordine la personalizzazione richiesta.

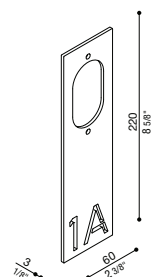
Cover Trend 60

Decorative cover moulded in PMMA. Specify the customization required when ordering.

Cover Trend 60

Cover décorative moulée en PMMA. Spécifier la personnalisation désiré au moment de la commande.

CoL.	Code
	LB1290001
	LB1290002
	LB1290003
	LB1290004
	LB1290005





FEATURES




Colori disponibili.
Available colours.
Couleurs disponibles.



TREND 60

 TREND USD 60 BLADE





TREND USD 60 DOPPIO BLADE

TREND 60



TREND 60